

CORRECTED VERSION

(19) World Intellectual Property Organization International Bureau



(43) International Publication Date 5 December 2002 (05.12.2002)

PCT

(10) International Publication Number WO 2002/096886 A1

(51) International Patent Classification: C07D 239/42, 401/12, 405/12, 409/12, A61K 31/506, A61P 29/00

(71) Applicant (for US only): GREEN, Jennifer Margaret (heirress of the deceased inventor) [GB/US]; C/o Glaxo-SmithKline, Gunnels Wood Road, Stevenage, Hertfordshire, SG1 2NY (GB).

(21) International Application Number: PCT/GB2002/002408

(72) Inventor: GREEN, Richard, Howard (deceased).

(22) International Filing Date: 23 May 2002 (23.05.2002)

(72) Inventors; and

(25) Filing Language: English

(75) Inventors/Applicants (for US only): BRAVI, Gianpaolo [IT/GB]; GlaxoSmithKline, Gunnels Wood Road, Stevenage, Hertfordshire SG1 2NY (GB). CARTER, Malcolm [GB/GB]; c/o GlaxoSmithKline, Gunnels Wood Road, Stevenage, Hertfordshire SG1 2NY (GB). HARTLEY, Charles, David [GB/GB]; GlaxoSmithKline, Gunnels Wood Road, Stevenage, Hertfordshire SG1 2NY (GB). NAYLOR, Alan [GB/GB]; c/o GlaxoSmithKline, Gunnels Wood Road, Stevenage, Hertfordshire SG1 2NY (GB). PASS, Martin [GB/GB]; c/o GlaxoSmithKline, Gunnels Wood Road, Stevenage, Hertfordshire SG1 2NY (GB).

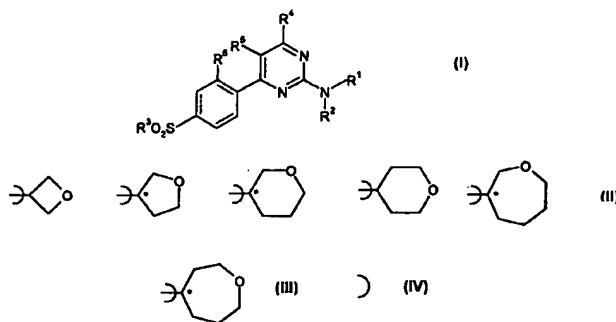
(26) Publication Language: English

(30) Priority Data: 0112803.2 25 May 2001 (25.05.2001) GB

(71) Applicant (for all designated States except US): GLAXO GROUP LIMITED [GB/GB]; Glaxo Wellcome House, Berkeley Avenue, Greenford, Middlesex UB6 0NN (GB).

[Continued on next page]

(54) Title: PYRIMIDINE DERIVATIVES



(57) Abstract: The invention provides the compounds of formula (I) and pharmaceutically acceptable salts thereof, in which: R1 and R2 are independently selected from the group consisting of H, C1-6 alkyl, C1-2 alkyl substituted by one to five fluorine atoms, C3-6 alkenyl, C3-6 alkynyl, C3-cycloalkyl, C0-6 alkyl, C4-12 bridged cycloalkyl, A(CR7R8)n and B(CR7R8)n; R3 is selected from the group consisting of C1-6 alkyl, NH2 and R10CONH; R4 is C1-2 alkyl substituted by one to five fluorine atoms; R5 is selected from the group consisting of H, C1-4 alkyl, C1-2 alkyl substituted with one to five fluorine atoms, halogen and C3-10 cycloalkyl, C0-6 alkyl, with the proviso that when R6 is HR5 is not H. R6 is selected from the group consisting of H, C1-4 alkyl, C1-2 alkyl substituted with one to five fluorine atoms, halogen, C1-4 alkoxy, CN, NO2, C1-6 alkylOCO, NH2CO, C1-6 alkylNHCO, NH2, C1-6 alkylNH, (C1-6 alkyl)2N, (C1-6 alkyl)2NCO, C1-6 alkylCONH, NH2SO2, C1-6 alkylNHOSO2, (C1-6 alkyl)2NSO2, C1-6 alkylISO2NH, ArSO2NH, C1-6 alkylISO2, ArSO2, C3-10 cycloalkyl, C0-6 alkyl, C3-6 alkenyl and C3-6 alkynyl, with the proviso that when R5 is H R6 is not H. R7 and R8 are independently selected from H or C1-6 alkyl; A is an unsubstituted 5- or 6-membered heteroaryl or an unsubstituted 6-membered aryl, or a 5- or 6-membered heteroaryl or a 6-membered aryl substituted by one or more R9 is selected from the group consisting of hydroxy, halogen, C1-6 alkyl, C1-6 alkyl substituted by one or more fluorine atoms, C1-6 alkoxy, C1-6 alkoxy substituted by one or more F, NH2SO2 and C1-6 alkylSO2; R10 is selected from the group consisting of H, C1-6 alkyl, C1-6 alkoxy, C1-6 alkylOCO, C1-6 alkyl, phenyl, HO2CC1-6 alkyl, C1-6 alkylOCOC1-6 alkyl, C1-6 alkylOCO, H2NCC1-6 alkyl, C1-6 alkylOCONHC1-6 alkyl and C1-6 alkylCONHC1-6 alkyl; B is selected from the group consisting of (II) and (III) where (IV) defines the point of attachment of the ring; and n is 0 to 4. Compounds of formula (I) are potent and selective inhibitors of COX-2 and are of use in the treatment of pain, fever and inflammation of a variety of conditions and diseases.

WO 2002/096886 A1



PAYNE, Jeremy, John [GB/GB]; c/o GlaxoSmithKline, Gunnels Wood Road, Stevenage, Hertfordshire SG1 2NY (GB). PEGG, Neil, Anthony [GB/GB]; GlaxoSmithKline, Gunnels Wood Road, Stevenage, Hertfordshire SG1 2N (GB).

(74) Agent: GIDDINGS, Peter, John; Corporate Intellectual Property, GlaxoSmithKline, 980 Great West Road (CN925.1), Brentford, Middlesex TW8 9GS (GB).

(81) Designated States (national): AE, AG, AL, AM, AT, AU, AZ, BA, BB, BG, BR, BY, BZ, CA, CH, CN, CO, CR, CU, CZ, DE, DK, DM, DZ, EC, EE, ES, FI, GB, GD, GE, GH, GM, HR, HU, ID, IL, IN, IS, JP, KE, KG, KP, KR, KZ, LC, LK, LR, LS, LT, LU, LV, MA, MD, MG, MK, MN, MW, MX, MZ, NO, NZ, OM, PH, PL, PT, RO, RU, SD, SE, SG, SI, SK, SL, TJ, TM, TN, TR, TT, TZ, UA, UG, US, UZ, VN, YU, ZA, ZM, ZW.

(84) Designated States (regional): ARIPO patent (GH, GM, KE, LS, MW, MZ, SD, SL, SZ, TZ, UG, ZM, ZW), Eurasian patent (AM, AZ, BY, KG, KZ, MD, RU, TJ, TM), European patent (AT, BE, CH, CY, DE, DK, ES, FI, FR, GB, GR, IE, IT, LU, MC, NL, PT, SE, TR), OAPI patent (BF, BJ, CF, CG, CI, CM, GA, GN, GQ, GW, ML, MR, NE, SN, TD, TG).

Published:

— with international search report

(48) Date of publication of this corrected version:

22 July 2004

(15) Information about Correction:

see PCT Gazette No. 30/2004 of 22 July 2004, Section II

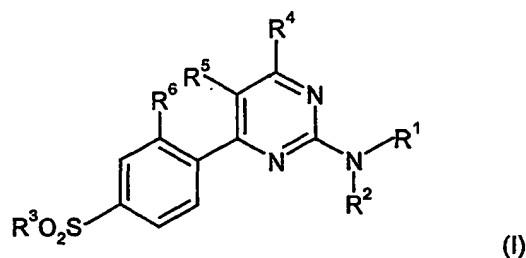
For two-letter codes and other abbreviations, refer to the "Guidance Notes on Codes and Abbreviations" appearing at the beginning of each regular issue of the PCT Gazette.

PYRIMIDINE DERIVATIVES

This invention relates to pyrimidine derivatives, to processes for their preparation, to pharmaceutical compositions containing them and to their use in medicine.

5 The enzyme cyclooxygenase (COX) has recently been discovered to exist in two isoforms, COX-1 and COX-2. COX-1 corresponds to the originally identified constitutive enzyme while COX-2 is rapidly and readily inducible by a number of agents including mitogens, endotoxin, hormones, cytokines and growth factors. Prostaglandins generated by the action of COX have both physiological and pathological roles. It is generally believed that COX-1 is largely responsible for the important physiological functions such as maintenance of gastrointestinal integrity and renal blood flow. In contrast the inducible form, COX-2, is believed to be largely responsible for the pathological effects of prostaglandins where rapid induction of the enzyme occurs in response to such agents as inflammatory agents, hormones, growth factors and cytokines. A selective inhibitor of COX-2 would therefore have anti-inflammatory, anti-pyretic and analgesic properties, without the potential side effects associated with inhibition of COX-1. We have now found a novel group of compounds which are both potent and selective inhibitors of COX-2.

20 The invention thus provides the compounds of formula (I)



and pharmaceutically acceptable salts thereof, in which:

25 R^1 and R^2 are independently selected from the group consisting of H, C_{1-6} alkyl, C_{1-2} alkyl substituted by one to five fluorine atoms, C_{3-6} alkenyl, C_{3-6} alkynyl, C_{3-10} cycloalkyl, C_{0-6} alkyl, C_{4-12} bridged cycloalkyl, $A(CR^7R^8)_n$ and $B(CR^7R^8)_n$;
 R^3 is selected from the group consisting of C_{1-6} alkyl, NH_2 and $R^{10}CONH$;
 R^4 is C_{1-2} alkyl substituted by one to five fluorine atoms;

R^5 is selected from the group consisting of H, C_{1-4} alkyl, C_{1-2} alkyl substituted with one to five fluorine atoms, halogen and C_{3-10} cycloalkyl C_{0-6} alkyl, with the proviso that when R^6 is H R^5 is not H.

5 R^6 is selected from the group consisting of H, C_{1-4} alkyl, C_{1-2} alkyl substituted with one to five fluorine atoms, halogen, C_{1-4} alkoxy, CN, NO_2 , C_{1-6} alkylOCO, NH_2CO , C_{1-6} alkylNHCO, NH_2 , C_{1-6} alkylNH, $(C_{1-6}alkyl)_2N$, $(C_{1-6}alkyl)_2NCO$, $C_{1-6}alkylCONH$, NH_2SO_2 , $C_{1-6}alkylNHSO_2$, $(C_{1-6}alkyl)_2NSO_2$, $C_{1-6}alkylISO_2NH$, $ArSO_2NH$, $C_{1-6}alkylISO_2$, $ArSO_2$, C_{3-10} cycloalkyl C_{0-6} alkyl, C_{3-6} alkenyl and C_{3-6} alkynyl, with the proviso that when R^5 is H R^6 is not H.

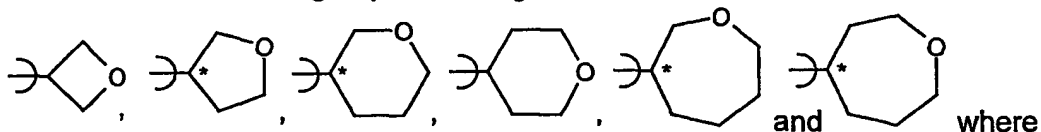
10 R^7 and R^8 are independently selected from H or C_{1-6} alkyl;

A is an unsubstituted 5- or 6-membered heteroaryl or an unsubstituted 6-membered aryl, or a 5- or 6-membered heteroaryl or a 6-membered aryl substituted by one or more R^9 ;

15 R^9 is selected from the group consisting of hydroxy, halogen, C_{1-6} alkyl, C_{1-6} alkyl substituted by one more fluorine atoms, C_{1-6} alkoxy, C_{1-6} alkoxy substituted by one or more F, NH_2SO_2 and $C_{1-6}alkylISO_2$;

R^{10} is selected from the group consisting of H, C_{1-6} alkyl, C_{1-6} alkoxy, $C_{1-6}alkylOC_{1-6}alkyl$, phenyl, $HO_2CC_{1-6}alkyl$, $C_{1-6}alkylOCOC_{1-6}alkyl$, $C_{1-6}alkylOCO$, $H_2NC_{1-6}alkyl$, $C_{1-6}alkylOCONHC_{1-6}alkyl$ and $C_{1-6}alkylCONHC_{1-6}alkyl$;

20 B is selected from the group consisting of



) defines the point of attachment of the ring; and

n is 0 to 4.

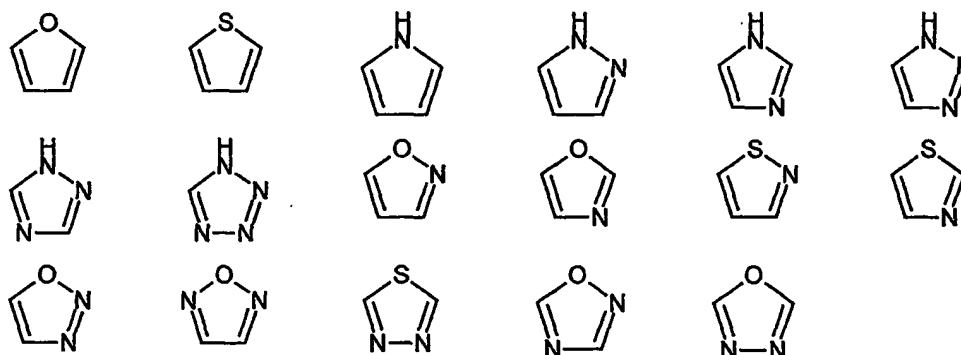
Suitable pharmaceutically acceptable salts include acid addition salts formed with the amine functionality NR^1R^2 . Pharmaceutically acceptable salts include those described by Berge, Bighley and Monkhouse, *J. Pharm. Sci.*, 1977, 66, 1-19. Such salts may be formed from inorganic and organic acids. Representative examples thereof include maleic, fumaric, benzoic, ascorbic, pamoic, succinic, bismethylenesalicylic, methanesulfonic, p-toluenesulfonic, ethanedisulfonic, acetic, propionic, tartaric, salicylic, citric, gluconic, aspartic, stearic, palmitic, itaconic, glycolic, p-aminobenzoic, glutamic, taurocholic, benzenesulfonic, hydrochloric, hydrobromic, sulfuric, cyclohexylsulfamic, phosphoric and nitric acids.

It will be appreciated that, for pharmaceutical use, the salts referred to above will be the physiologically acceptable salts, but other salts may find use, for example in the preparation of compounds of formula (I) and the physiologically acceptable salts thereof.

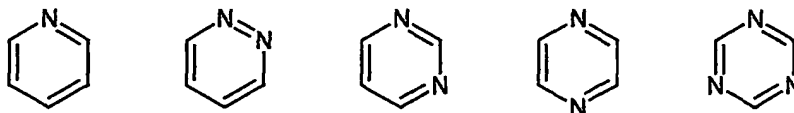
5 The term 'halogen' is used to represent fluorine, chlorine, bromine or iodine.

The term 'alkyl' as a group or part of a group means a straight or branched chain alkyl group, for example a methyl, ethyl, n-propyl, i-propyl, n-butyl, s-butyl or t-butyl group.

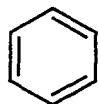
10 The term 5-membered heteroaryl means a heteroaryl selected from the following:



The term 6-membered heteroaryl means a heteroaryl selected from:



15 The term 6-membered aryl means:

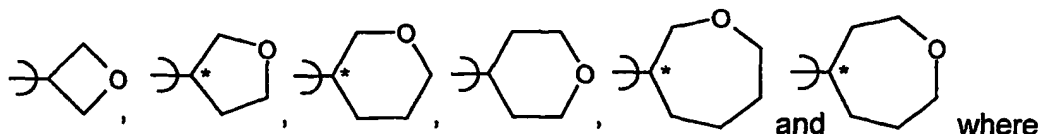


It is to be understood that the present invention encompasses all isomers of the compounds of formula (I) and their pharmaceutically acceptable salts, including all geometric, tautomeric and optical forms, and mixtures thereof (e.g. racemic

mixtures). In particular when the ring B lacks a plane of symmetry the compounds of formula (I) contain a chiral centre as indicated therein by the asterisk *. Furthermore, it will be appreciated by those skilled in the art that when R^4 and R^5 in formula (I) are different the corresponding compounds contain at least one chiral centre, by virtue of the asymmetric carbon atom defined thereby, and that such compounds exist in the form of a pair of optical isomers (i.e. enantiomers).

In one aspect the invention provides compounds of formula (I) and pharmaceutically acceptable salts thereof, in which:

- 10 R^1 and R^2 are independently selected from the group consisting of H, C_{1-6} alkyl, C_{1-2} alkyl substituted by one to five fluorine atoms, C_{3-6} alkenyl, C_{3-6} alkynyl, C_{3-10} cycloalkyl, C_{0-6} alkyl, C_{4-12} bridged cycloalkyl, $A(CR^7R^8)_n$ and $B(CR^7R^8)_n$;
 R^3 is selected from the group consisting of C_{1-6} alkyl, NH_2 and $R^{10}CONH$;
 R^4 is C_{1-2} alkyl substituted by one to five fluorine atoms;
- 15 R^5 is selected from the group consisting of H, C_{1-4} alkyl, C_{1-2} alkyl substituted with one to five fluorine atoms, and C_{3-10} cycloalkyl, C_{0-6} alkyl, with the proviso that when R^6 is H R^5 is not H.
 R^6 is selected from the group consisting of H, C_{1-4} alkyl, C_{1-2} alkyl substituted with one to five fluorine atoms, halogen and C_{1-4} alkoxy, with the proviso that when R^6 is H R^5 is not H.
- 20 R^7 and R^8 are independently selected from H or C_{1-6} alkyl;
A is an unsubstituted 5- or 6-membered heteroaryl or an unsubstituted 6-membered aryl, or a 5- or 6-membered heteroaryl or a 6-membered aryl substituted by one or more R^9 ;
- 25 R^9 is selected from the group consisting of halogen, C_{1-6} alkyl, C_{1-6} alkyl substituted by one or more fluorine atoms, C_{1-6} alkoxy, C_{1-6} alkoxy substituted by one or more F, NH_2 , SO_2 and C_{1-6} alkyl SO_2 ;
 R^{10} is selected from the group consisting of H, C_{1-6} alkyl, C_{1-6} alkoxy, C_{1-6} alkylOC $_{1-6}$ alkyl, phenyl, HO_2CC_{1-6} alkyl, C_{1-6} alkylOCOC $_{1-6}$ alkyl, C_{1-6} alkylOCO, H_2NC_{1-6} alkyl, C_{1-6} alkylOCONHC $_{1-6}$ alkyl and C_{1-6} alkylCONHC $_{1-6}$ alkyl;
- 30 B is selected from the group consisting of



) defines the point of attachment of the ring; and
 n is 0 to 4.

In another aspect of the invention R^1 is H,

In another aspect of the invention R^2 is selected from the group consisting of C_{1-6} alkyl, C_{1-2} alkyl substituted by one to five fluorine atoms, C_{3-6} alkenyl, C_{3-6} alkynyl, C_{3-10} cycloalkyl C_{0-6} alkyl, C_{4-12} bridged cycloalkyl and $A(CR^7R^8)_n$.

In another aspect of the invention R^2 is selected from the group consisting of C_{1-6} alkyl, C_{3-10} cycloalkyl C_{0-6} alkyl (such as C_{3-10} cycloalkyl or C_{3-7} cycloalkylmethyl), $A(CR^7R^8)_n$ and $B(CR^7R^8)_n$.

In another aspect of the invention R^2 is selected from the group consisting of C_{1-6} alkyl, C_{3-10} cycloalkyl C_{0-6} alkyl (such as C_{3-10} cycloalkyl or C_{3-7} cycloalkylmethyl) and $A(CR^7R^8)_n$.

Representative examples of R^2 when it is C_{1-6} alkyl include n-propyl, n-butyl and s-butyl. Representative examples of R^2 when it is C_{3-10} cycloalkyl C_{0-6} alkyl include cyclohexyl.

In another aspect of the invention R^3 is C_{1-6} alkyl, such as C_{1-3} alkyl.

Representative examples of R^3 include methyl.

In another aspect of the invention R^4 is CHF_2 , CH_2F or CF_3 . In another aspect R^4 is CF_3 .

In another aspect of the invention R^5 is H or C_{1-4} alkyl, with the proviso that when R^6 is H R^5 is not H.

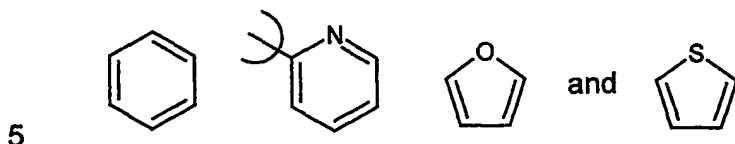
Representative examples of R^5 include H and methyl.

In another aspect of the invention R^6 is selected from the group consisting of H, C_{1-2} alkyl (e.g. methyl), CF_3 and C_{1-2} alkoxy (e.g. methoxy), with the proviso that when R^5 is H R^6 is not H.

In another aspect of the invention one of R^5 and R^6 is H.

In another aspect of the invention R^7 and R^8 are independently selected from H or methyl. In another aspect R^7 and R^8 are both H.

In another aspect of the invention A is selected from the group consisting of



and A is unsubstituted or substituted by one or two R^9 .

In another aspect of the invention A is selected from the group consisting of



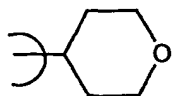
and A is unsubstituted or substituted by one or two R^9 .

- 10 In another aspect of the invention R^9 is selected from the group consisting of hydroxy, halogen, C_{1-3} alkyl, C_{1-2} alkyl substituted by one to five fluorine atoms and C_{1-3} alkoxy.

Representative examples of R^9 include methyl, methoxy, fluorine, bromine and hydroxy.

- 15 In another aspect of the invention R^{10} is selected from the group consisting of C_{1-6} alkyl (e.g. ethyl), phenyl and aminomethyl.

In another aspect of the invention B is



In another aspect of the invention n is 1 to 4.

- 20 In another aspect of the invention n is 0 to 2 (e.g. 1).

It is to be understood that the invention covers all combinations of particular aspects of the invention as described hereinabove.

5 Since the compounds of the present invention, in particular compounds of formula (I), are intended for use in pharmaceutical compositions, it will be understood that they are each provided in substantially pure form, for example at least 50% pure, more suitably at least 75% pure and preferably at least 95% pure (% are on a wt/wt basis). Impure preparations of the compound of formula (I) may be used for preparing the more pure forms used in pharmaceutical compositions. Although the purity of intermediate compounds of the present invention is less critical, it will be readily understood that the substantially pure form is preferred as for the compounds of formula (I). Preferably, whenever possible, the compounds of the present invention are available in crystalline form.

15 When some of the compounds of this invention are allowed to crystallise or are recrystallised from organic solvents, solvent of recrystallisation may be present in the crystalline product. This invention includes within its scope such solvates. Similarly, some of the compounds of this invention may be crystallised or recrystallised from solvents containing water. In such cases water of hydration may be formed. This invention includes within its scope stoichiometric hydrates as well as compounds containing variable amounts of water that may be produced by processes such as lyophilisation. In addition, different crystallisation conditions may lead to the formation of different polymorphic forms of crystalline products. This invention includes within its scope all the polymorphic forms of the compounds of formula (I).

20
25 Compounds of the invention are potent and selective inhibitors of COX-2. This activity is illustrated by their ability to selectively inhibit COX-2 over COX-1.

30 In view of their selective COX-2 inhibitory activity, the compounds of the present invention are of interest for use in human and veterinary medicine, particularly in the treatment of the pain (both chronic and acute), fever and inflammation of a variety of conditions and diseases mediated by selective inhibition of COX-2. Such conditions and diseases are well known in the art and include rheumatic fever; symptoms associated with influenza or other viral infections, such as the common cold; lower back and neck pain; headache; toothache; sprains and strains; myositis; sympathetically maintained pain; synovitis; arthritis, including

rheumatoid arthritis; degenerative joint diseases, including osteoarthritis; gout and ankylosing spondylitis; tendinitis; bursitis; skin related conditions, such as psoriasis, eczema, burns and dermatitis; injuries, such as sports injuries and those arising from surgical and dental procedures.

5 The compounds of the invention are also useful for the treatment of neuropathic pain. Neuropathic pain syndromes can develop following neuronal injury and the resulting pain may persist for months or years, even after the original injury has healed. Neuronal injury may occur in the peripheral nerves, dorsal roots, spinal cord or certain regions in the brain. Neuropathic pain syndromes are
10 traditionally classified according to the disease or event that precipitated them. Neuropathic pain syndromes include: diabetic neuropathy; sciatica; non-specific lower back pain; multiple sclerosis pain; fibromyalgia; HIV-related neuropathy; neuralgia, such as post-herpetic neuralgia and trigeminal neuralgia; and pain resulting from physical trauma, amputation, cancer, toxins or chronic
15 inflammatory conditions. These conditions are difficult to treat and although several drugs are known to have limited efficacy, complete pain control is rarely achieved. The symptoms of neuropathic pain are incredibly heterogeneous and are often described as spontaneous shooting and lancinating pain, or ongoing, burning pain. In addition, there is pain associated with normally non-painful
20 sensations such as "pins and needles" (paraesthesias and dysesthesias), increased sensitivity to touch (hyperesthesia), painful sensation following innocuous stimulation (dynamic, static or thermal allodynia), increased sensitivity to noxious stimuli (thermal, cold, mechanical hyperalgesia), continuing pain sensation after removal of the stimulation (hyperpathia) or an absence of or
25 deficit in selective sensory pathways (hypoalgesia).

The compounds of the invention are also useful for the treatment of other conditions mediated by selective inhibition of COX-2.

For example, the compounds of the invention inhibit cellular and neoplastic transformation and metastatic tumour growth and hence are useful in the
30 treatment of certain cancerous diseases, such as colonic cancer and prostate cancer. The compounds of the invention are also useful in reducing the number of adenomatous colorectal polyps and thus reduce the risk of developing colon cancer. The compounds of the invention are also useful in the treatment of

cancer associated with overexpression of HER-2/neu, in particular breast cancer.

5 Compounds of the invention also prevent neuronal injury by inhibiting the generation of neuronal free radicals (and hence oxidative stress) and therefore are of use in the treatment of stroke; epilepsy; and epileptic seizures (including grand mal, petit mal, myoclonic epilepsy and partial seizures).

Compounds of the invention also inhibit prostanoid-induced smooth muscle contraction and hence are of use in the treatment of dysmenorrhoea and premature labour.

10 Compounds of the invention are also useful in the treatment of liver disease, such as inflammatory liver disease, for example chronic viral hepatitis B, chronic viral hepatitis C, alcoholic liver injury, primary biliary cirrhosis, autoimmune hepatitis, nonalcoholic steatohepatitis and liver transplant rejection.

15 Compounds of the invention inhibit inflammatory processes and therefore are of use in the treatment of asthma, allergic rhinitis and respiratory distress syndrome; gastrointestinal conditions such as inflammatory bowel disease, Crohn's disease, gastritis, irritable bowel syndrome and ulcerative colitis; and the inflammation in such diseases as vascular disease, migraine, periarteritis nodosa, thyroiditis, aplastic anaemia, Hodgkin's disease, scleroderma, type I
20 diabetes, myasthenia gravis, multiple sclerosis, sarcoidosis, nephrotic syndrome, Bechet's syndrome, polymyositis, gingivitis, conjunctivitis and myocardial ischemia.

25 Compounds of the invention are also useful in the treatment of ophthalmic diseases such as retinitis, retinopathies, uveitis and of acute injury to the eye tissue.

30 Compounds of the invention are also useful for the treatment of cognitive disorders such as dementia, particularly degenerative dementia (including senile dementia, Alzheimer's disease, Pick's disease, Huntington's chorea, Parkinson's disease and Creutzfeldt-Jakob disease), and vascular dementia (including multi-infarct dementia), as well as dementia associated with intracranial space occupying lesions, trauma, infections and related conditions (including HIV infection), metabolism, toxins, anoxia and vitamin deficiency; and mild cognitive

impairment associated with ageing, particularly Age Associated Memory Impairment.

5 Compounds of the invention are also useful in the treatment of disorders ameliorated by a gastroprokinetic agent. Disorders ameliorated by gastroprokinetic agents include ileus, for example post-operative ileus and ileus during sepsis; gastroesophageal reflux disease (GORD, or its synonym GERD); gastroparesis, such as diabetic gastroparesis; and other functional bowel disorders, such as non-ulcerative dyspepsia (NUD) and non-cardiac chest pain (NCCP).

10 According to a further aspect of the invention, we provide a compound of formula (I) or a pharmaceutically acceptable salt thereof for use in human or veterinary medicine.

15 According to another aspect of the invention, we provide a compound of formula (I) or a pharmaceutically acceptable salt thereof for use in the treatment of a condition which is mediated by COX-2.

According to a further aspect of the invention, we provide a method of treating a human or animal subject suffering from a condition which is mediated by COX-2 which comprises administering to said subject an effective amount of a compound of formula (I) or a pharmaceutically acceptable salt.

20 According to a further aspect of the invention, we provide a method of treating a human or animal subject suffering from an inflammatory disorder, which method comprises administering to said subject an effective amount of a compound of formula (I) or a pharmaceutically acceptable salt thereof.

25 According to another aspect of the invention, we provide the use of a compound of formula (I) or a pharmaceutically acceptable salt thereof for the manufacture of a therapeutic agent for the treatment of a condition which is mediated by COX-2.

30 According to another aspect of the invention, we provide the use of a compound of formula (I) or a pharmaceutically acceptable salt thereof for the manufacture of a therapeutic agent for the treatment of an inflammatory disorder.

It is to be understood that reference to treatment includes both treatment of established symptoms and prophylactic treatment, unless explicitly stated otherwise.

5 It will be appreciated that the compounds of the invention may advantageously be used in conjunction with one or more other therapeutic agents. Examples of suitable agents for adjunctive therapy include a 5HT₁ agonist, such as a triptan (e.g. sumatriptan or naratriptan); an adenosine A₁ agonist; an EP ligand; an NMDA modulator, such as a glycine antagonist; a sodium channel blocker (e.g. lamotrigine); a substance P antagonist (e.g. an NK₁ antagonist); a cannabinoid; acetaminophen or phenacetin; a 5-lipoxygenase inhibitor; a leukotriene receptor antagonist; a DMARD (e.g. methotrexate); gabapentin and related compounds; a tricyclic antidepressant (e.g. amitryptilline); a neurone stabilising antiepileptic drug; a mono-aminergic uptake inhibitor (e.g. venlafaxine); a matrix metalloproteinase inhibitor; a nitric oxide synthase (NOS) inhibitor, such as an iNOS or an nNOS inhibitor; an inhibitor of the release, or action, of tumour necrosis factor α ; an antibody therapy, such as a monoclonal antibody therapy; an antiviral agent, such as a nucleoside inhibitor (e.g. lamivudine) or an immune system modulator (e.g. interferon); an opioid analgesic; a local anaesthetic; a stimulant, including caffeine; an H₂-antagonist (e.g. ranitidine); a proton pump inhibitor (e.g. omeprazole); an antacid (e.g. aluminium or magnesium hydroxide; an antifatulent (e.g. simethicone); a decongestant (e.g. phenylephrine, phenylpropanolamine, pseudoephedrine, oxymetazoline, epinephrine, naphazoline, xylometazoline, propylhexedrine, or levo-desoxyephedrine); an antitussive (e.g. codeine, hydrocodone, carniphen, carbetapentane, or dextramethorphan); a diuretic; or a sedating or non-sedating antihistamine. It is to be understood that the present invention covers the use of a compound of formula (I) or a pharmaceutically acceptable salt thereof in combination with one or more other therapeutic agents.

30 The compounds of formula (I) and their pharmaceutically acceptable salts are conveniently administered in the form of pharmaceutical compositions. Thus, in another aspect of the invention, we provide a pharmaceutical composition comprising a compound of formula (I) or a pharmaceutically acceptable salt thereof adapted for use in human or veterinary medicine. Such compositions may conveniently be presented for use in conventional manner in admixture with one or more physiologically acceptable carriers or excipients.

The compounds of formula (I) and their pharmaceutically acceptable salts may be formulated for administration in any suitable manner. They may, for example, be formulated for topical administration or administration by inhalation or, more preferably, for oral, transdermal or parenteral administration. The pharmaceutical composition may be in a form such that it can effect controlled release of the compounds of formula (I) and their pharmaceutically acceptable salts.

For oral administration, the pharmaceutical composition may take the form of, for example, tablets (including sub-lingual tablets), capsules, powders, solutions, syrups or suspensions prepared by conventional means with acceptable excipients.

For transdermal administration, the pharmaceutical composition may be given in the form of a transdermal patch, such as a transdermal iontophoretic patch.

For parenteral administration, the pharmaceutical composition may be given as an injection or a continuous infusion (e.g. intravenously, intravascularly or subcutaneously). The compositions may take such forms as suspensions, solutions or emulsions in oily or aqueous vehicles and may contain formulatory agents such as suspending, stabilising and/or dispersing agents. For administration by injection these may take the form of a unit dose presentation or as a multidose presentation preferably with an added preservative.

Alternatively for parenteral administration the active ingredient may be in powder form for reconstitution with a suitable vehicle.

The compounds of the invention may also be formulated as a depot preparation. Such long acting formulations may be administered by implantation (for example subcutaneously or intramuscularly) or by intramuscular injection. Thus, for example, the compounds of the invention may be formulated with suitable polymeric or hydrophobic materials (for example as an emulsion in an acceptable oil) or ion exchange resins, or as sparingly soluble derivatives, for example, as a sparingly soluble salt.

As stated above, the compounds of the invention may also be used in combination with other therapeutic agents. The invention thus provides, in a further aspect, a combination comprising a compound of formula (I) or a

pharmaceutically acceptable salt thereof together with a further therapeutic agent.

5 The combinations referred to above may conveniently be presented for use in the form of a pharmaceutical formulation and thus pharmaceutical formulations comprising a combination as defined above together with a pharmaceutically acceptable carrier or excipient comprise a further aspect of the invention. The individual components of such combinations may be administered either sequentially or simultaneously in separate or combined pharmaceutical formulations.

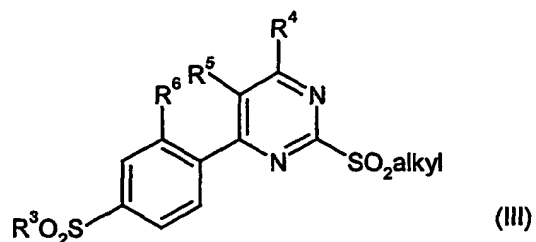
10 When a compound of formula (I) or a pharmaceutically acceptable salt thereof is used in combination with a second therapeutic agent active against the same disease state the dose of each compound may differ from that when the compound is used alone. Appropriate doses will be readily appreciated by those skilled in the art.

15 A proposed daily dosage of a compound of formula (I) for the treatment of man is 0.01mg/kg to 500mg/kg, such as 0.05mg/kg to 100mg/kg, e.g. 0.1mg/kg to 50mg/kg, which may be conveniently administered in 1 to 4 doses. The precise dose employed will depend on the age and condition of the patient and on the route of administration. Thus, for example, a daily dose of 0.25mg/kg to
20 10mg/kg may be suitable for systemic administration.

Compounds of formula (I) and pharmaceutically acceptable salts thereof may be prepared by any method known in the art for the preparation of compounds of analogous structure.

25 Compounds of formula (I) and pharmaceutically acceptable salts thereof may be prepared by a process which comprises:

reacting an amine R^1R^2NH of formula (II) or a protected derivative thereof with a compound of formula (III)



and thereafter and if necessary,

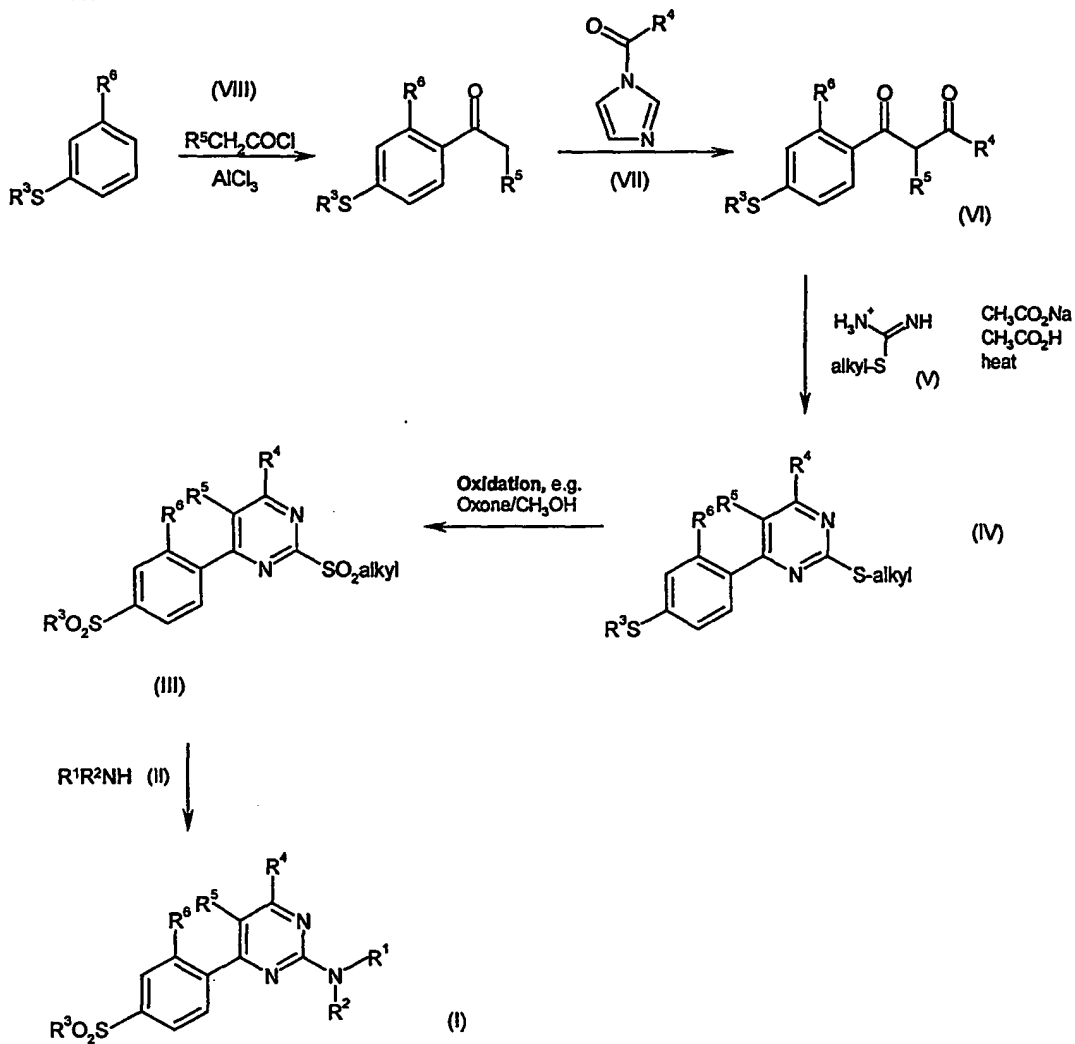
interconverting a compound of formula (I) into another compound of formula (I);
and/or

- 5 deprotecting a protected derivative of compound of formula (I).

The overall synthesis of a compound of formula (I) is shown in Schemes 1 to 3 below.

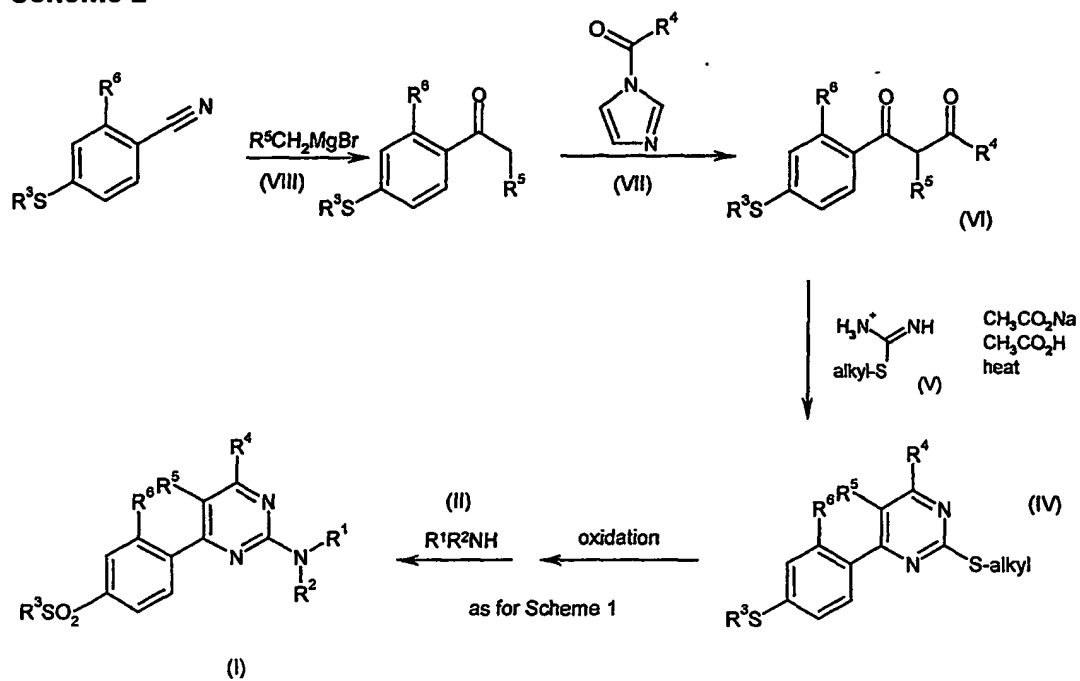
- 10 In Scheme 1, R^1 , R^2 , R^4 , R^5 and R^6 are as defined in formula (I) above, R^3 is C_{1-6} alkyl; alkyl is a straight or branched chain alkyl group, for example methyl, ethyl, n-propyl, i-propyl, n-butyl, s-butyl or t-butyl group.

Scheme 1



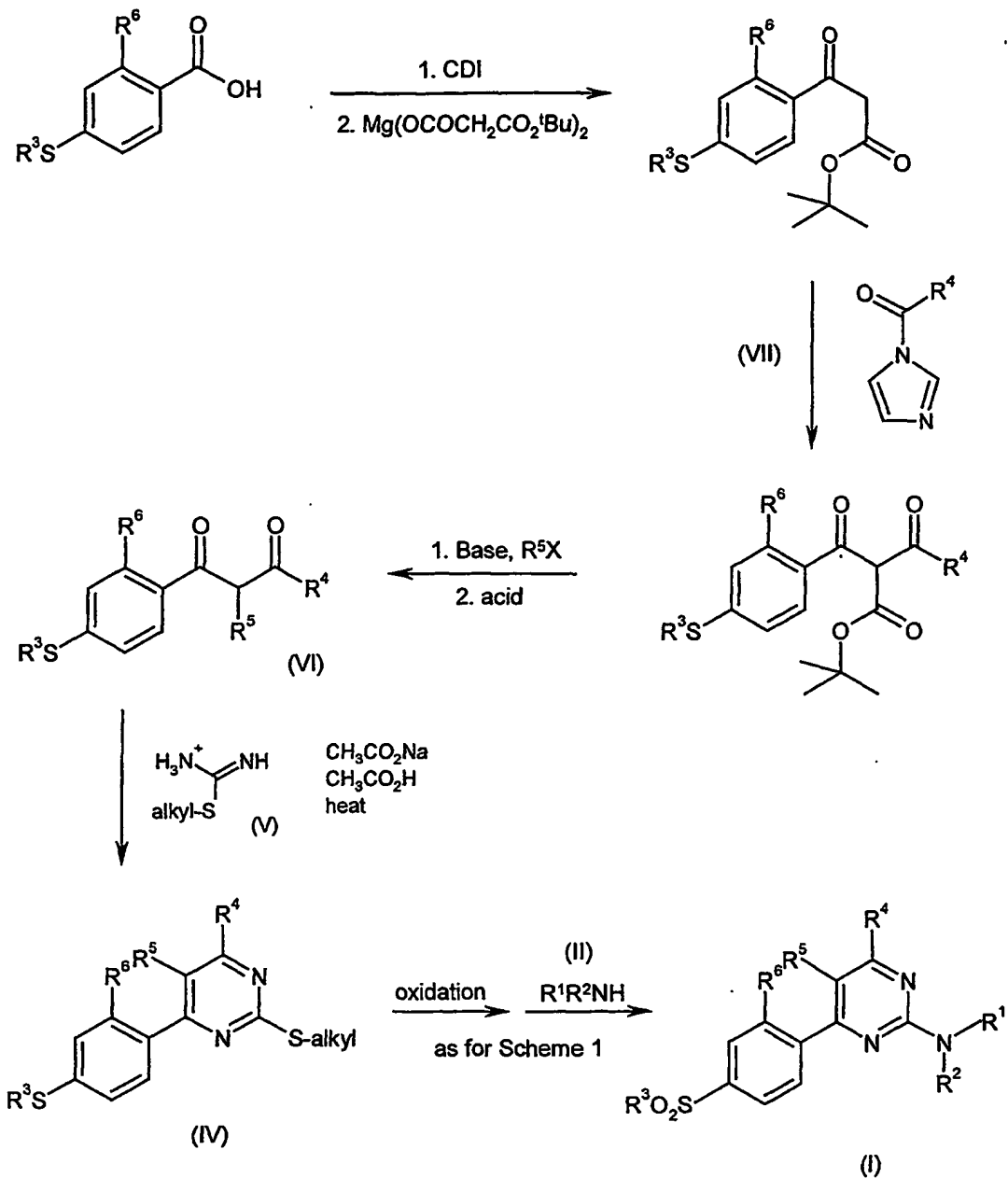
5 In Scheme 2, R^1 , R^2 , R^4 and R^6 are as defined in formula (I) above, R^3 is C_{1-6} alkyl, and R^5 is C_{1-4} alkyl or C_{3-10} cycloalkyl/ C_{0-6} alkyl; alkyl is a straight or branched chain alkyl group, for example methyl, ethyl, n-propyl, i-propyl, n-butyl, s-butyl or t-butyl group.

Scheme 2



- 5 In Scheme 3, R^1 , R^2 , R^4 and R^5 are as defined in formula (I) above, R^3 is C_{1-6} alkyl, and R^6 is halogen or C_{1-4} alkoxy; alkyl is a straight or branched chain alkyl group, for example methyl, ethyl, n-propyl, i-propyl, n-butyl, s-butyl or t-butyl group; X is a suitable leaving group such as halogen; and CDI is 1,1'-carbonyldiimidazole.

Scheme 3



5

Referring to Schemes 1, 2 and 3, the treatment of compounds of formula (III) with an amine of formula (II) is conveniently carried out in a solvent, such as nitrile (e.g. methylnitrile) and at elevated temperature (e.g. from about 50°C to

reflux). An excess of the amine may be used in place of the solvent.

Alternatively, the treatment of compounds of formula (III) with an amine of formula (II) is conveniently carried out in a solvent, such as a tertiary amine (e.g. NMP), and at between ambient and elevated temperature (e.g. ambient temperature). Use of, for example, NMP as solvent has the advantage that after completion of the reaction the desired compound of formula (I) may be precipitated from the reaction mixture by the addition of water, allowing for easier isolation and purification.

Conveniently the oxidation shown in Schemes 1, 2 and 3 is effected using a monopersulfate compound, such as potassium peroxymonosulfate (known as OxoneTM) and the reaction is carried out in a solvent, such as an aqueous alcohol, (e.g. aqueous methanol), and at between -78°C and ambient temperature.

Alternatively, the oxidation shown in Schemes 1, 2 and 3 may be effected using hydrogen peroxide in the presence of catalytic sodium tungstate dihydrate. The reaction may be carried out in a solvent such as acetic acid and at between ambient temperature and reflux (e.g. 50°C).

Referring to Schemes 1, 2 and 3, the cyclisation of diones of formula (VI) to give the corresponding pyrimidines of formula (IV) is conveniently carried out employing a thionium salt such as a 2-methyl-2-thiopseudourea sulfate and under reflux.

Referring to Scheme 1, acid chlorides of formula (VIII) are either known compounds or may be prepared by conventional chemistry.

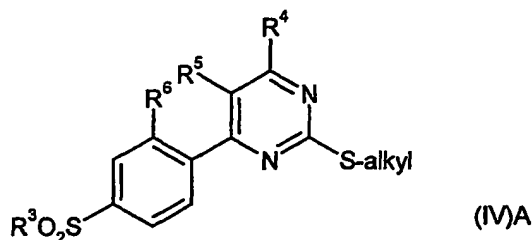
Compounds of formula (VII) in Schemes 1, 2 and 3 are either known compounds or may be prepared by conventional chemistry.

It will be appreciated by those skilled in the art that certain of the procedures described in Schemes 1, 2 and 3 for the preparation of compounds of formula (I) or intermediates thereto may not be applicable to some of the possible substituents.

It will be further appreciated by those skilled in the art that it may be necessary or desirable to carry out the transformations described in Schemes 1, 2 and 3 in

a different order from that described, or to modify one or more of the transformations, to provide the desired compound of formula (I).

In one variation of Schemes 1, 2 and 3, compounds of formula (III) wherein R^3 is C_{1-6} alkyl or NH_2 may be prepared by oxidising a compound of formula (IV)A:



5

under oxidation conditions described hereinabove. Compounds of formula (IV)A may be prepared according to the general procedures of Schemes 1, 2 and 3 by employing sulphonyl derivatives in place of the corresponding sulfide compounds.

10 It will be appreciated by those skilled in the art that compounds of formula (I) may be prepared by interconversion, utilising other compounds of formula (I) as precursors. Suitable interconversions, such as alkylations, are well known to those skilled in the art and are described in many standard organic chemistry texts, such as 'Advanced Organic Chemistry' by Jerry March, fourth edition
 15 (Wiley, 1992), incorporated herein by reference. For example, compounds of formula (I) wherein R^1 is C_{1-6} alkyl, C_{1-2} alkyl substituted by one to five fluorine atoms, C_{3-6} alkenyl, C_{3-6} alkynyl, C_{3-10} cycloalkyl/ C_{0-6} alkyl, C_{4-12} bridged cycloalkane, $(CR^4R^5)_nA$ (with the proviso that n is not zero) and $(CR^4R^5)_nB$ may be prepared by alkylating the corresponding compound of formula (I) wherein R^1 is H.

20 Acylation of compounds of formula (I) wherein R^3 is NH_2 , to provide corresponding acylated benzenesulphonamide derivatives, may be carried out by conventional means, for example by employing conventional acylating agents such as those described in 'Advanced Organic Chemistry', pp 417-424, incorporated herein by reference.

25 As will be appreciated by those skilled in the art it may be necessary or desirable at any stage in the synthesis of compounds of formula (I) to protect one or more sensitive groups in the molecule so as to prevent undesirable side reactions.

The protecting groups used in the preparation of compounds of formula (I) may be used in conventional manner. See, for example, those described in 'Protective Groups in Organic Synthesis' by Theodora W Green and Peter G M Wuts, second edition, (John Wiley and Sons, 1991), incorporated herein by reference, which also describes methods for the removal of such groups.

Amines of formula (II) are either known compounds or may be prepared by literature methods, such as those described in 'Comprehensive Organic Transformations: a guide to functional group preparations' by Richard Larock (VCH, 1989), incorporated herein by reference.

10 Thionium salts of formula (V) are either known compounds or may be prepared by literature methods, such as those described in A H Owens *et al*, Eur J Med Chem, 1988, 23(3), 295-300, incorporated herein by reference.

15 Certain intermediates described above are novel compounds, and it is to be understood that all novel intermediates herein form further aspects of the present invention. Compounds of formulae (III) and (IV) are key intermediates and represent a particular aspect of the present invention.

Conveniently, compounds of the invention are isolated following work-up in the form of the free base. Pharmaceutically acceptable acid addition salts of the compounds of the invention may be prepared using conventional means.

20 Solvates (e.g. hydrates) of a compound of the invention may be formed during the work-up procedure of one of the aforementioned process steps.

The Intermediates and Examples which follow illustrate the invention but do not limit the invention in any way. All temperatures are in °C.

Intermediate 11-[4-(Methylthio)phenyl]propan-1-one

A solution of 4-(methylthio)benzotrile (7.46 g, 50 mmol) in anhydrous tetrahydrofuran (50 mL) was added dropwise (over a period of 0.5 hours) to a solution of ethyl magnesium bromide (100 mL, 1.0 M solution in tetrahydrofuran) with stirring, under a nitrogen atmosphere. The resultant reaction mixture was stirred for 2 hours, before being heated to reflux for a period of 5 hours. The reaction mixture was then stirred overnight at ambient room temperature.

The reaction mixture was cooled in an ice-bath to a temperature of 0 °C before 2M sulphuric acid (15 mL) was added dropwise (the temperature being maintained below 20 °C). The resultant thick yellow suspension was filtered under vacuo and the resultant filter cake was washed generously with ethyl acetate. The filtrate containing the product was then washed with 2M sulphuric acid, followed by saturated sodium hydrogen carbonate and then finally with water. The organic phase was separated and dried over anhydrous magnesium. The magnesium sulphate was filtered off under suction and the filtrate was evaporated under vacuo to yield the desired product as a solid (8.3g, 92%).

$C_{10}H_{12}SO$ (Calculated 180.2). Found MH+ 181.

Intermediate 24,4,4-Trifluoro-2-methyl-1-[4-(methylthio)phenyl]butane-1,3-dione

A solution of 1-[4-(methylthio)phenyl]propan-1-one (4.0 g, 22 mmol) in anhydrous tetrahydrofuran (50 mL) was cooled to a temperature of -78 °C under a nitrogen atmosphere. To this solution was added gradually a solution of sodium bis(trimethylsilylamide) (24 mL, 24 mmol, 1.0M solution in tetrahydrofuran) whilst maintaining the temperature at -78 °C. On completion of the addition of the sodium bis(trimethylsilylamide) the resultant reaction mixture was stirred for a further 45 minutes at a temperature of -78 °C, before the reaction mixture was allowed to warm to a temperature of -20 °C (briefly). The reaction mixture was then cooled to a temperature of -78 °C. To the resultant sodio-salt of 1-[4-(methylthio)phenyl]propan-1-one was added a solution of 1-(trifluoroacetyl) imidazole (2.8 mL, 25 mmol) in anhydrous tetrahydrofuran (10 mL). On completion of the addition of the solution of 1-(trifluoroacetyl) imidazole, the reaction mixture was stirred for a further 5 minutes, before the reaction mixture was allowed to warm to ambient room temperature. The reaction mixture was then stirred overnight at ambient room

temperature. The reaction mixture was carefully quenched with water and acidified with 1M hydrochloric acid. The reaction mixture was then extracted into ethyl acetate. The organic phase was separated and combined before being washed with 1 M hydrochloric acid, followed by water. The organic phase was separated and dried over anhydrous magnesium sulphate. The magnesium sulphate was then filtered off under suction and the filtrate evaporated to yield the crude product as an oil. The crude product was purified via silica gel chromatography eluting with ethyl acetate: cyclohexane (1:19). This gave the desired product as a colourless solid (2.3 g, 38%).

5

10 $C_{12}H_{11}O_2F_3S$ (Calculated 276.3). Found MH+ 277.

Intermediate 3

5-Methyl-2-(methylthio)-4-[4-(methylthio)phenyl]-6-(trifluoromethyl)pyrimidine

A mixture of 4,4,4-trifluoro-2-methyl-1-[4-(methylthio)phenyl]butane-1,3-dione (2.2 g, 8.0 mmol), 2-methyl-2-thiopseudourea sulphate (2.7 g, 9.6 mmol) and anhydrous sodium acetate (1.3 g, 16 mmol) in glacial acetic acid (10 mL) was heated to reflux, overnight, under a nitrogen atmosphere. The reaction mixture was diluted with water and the product was extracted into ethyl acetate. The organic phase was separated and dried over anhydrous magnesium sulphate. The magnesium sulphate was filtered off under suction and the filtrate was then evaporated under vacuo to give the crude product. The product was purified via silica gel chromatography, eluting with cyclohexane. The desired product was obtained as a colourless solid (2.2 g, 83%).

15

20

25 $C_{14}H_{13}N_2F_3S_2$ (Calculated 330.4). Found MH+ 331.

Intermediate 4

5-Methyl-2-(methylsulfonyl)-4-[4-(methylsulphonyl)phenyl]-6-(trifluoromethyl)pyrimidine

To a solution of 5-methyl-2-(methylthio)-4-[4-(methylthio)phenyl]-6-(trifluoromethyl)pyrimidine (2.2 g, 6.6 mmol) in methanol (150 mL) was added potassium peroxymonosulphate (OXONE) (18 g, 29 mmol) followed by water (30 mL). The resultant reaction mixture was stirred overnight (under a nitrogen atmosphere) at ambient room temperature. The reaction mixture was filtered under suction to remove suspended colourless solid and the filtrate was then evaporated under vacuo to give the product. The product was dissolved in dichloromethane and dried by passing the dichloromethane solution through a

30

35

hydrophobic frit. The dichloromethane was removed by evaporation under vacuo to yield the desired product as a crystalline colourless solid (2.6 g, 100%).

$C_{14}H_{13}F_3N_2O_4S_2$ (Calculated 394.4). Found MH^+ 395 (MNH_4^+ 412).

Example 1

5 N-benzyl-5-methyl-4-[4-(methylsulfonyl)phenyl]-6-(trifluoromethyl)pyrimidin-2-amine.

To a solution of 5-methyl-2-(methylsulfonyl)-4-[4-(methylsulphonyl)phenyl]-6-(trifluoromethyl)pyrimidine (20 mg, 0.051 mmol) in 1-methyl-2-pyrrolidinone (2.0 mL) was added benzylamine (28 μ L, 0.25 mmol). The resultant solution was stirred overnight at ambient room temperature. The reaction mixture was diluted with water (5 mL) before being applied to a reverse phase column (SPE cartridge C 18 Octadecyl, 10g, 60 mL) eluting with water (initially) to remove 1-methyl-2-pyrrolidinone, followed by acetonitrile to elute the crude product. The product was purified by silica gel chromatography eluting with dichloromethane, followed by ethyl acetate: cyclohexane (1:1 v/v). This afforded the title compound as a colourless oil that solidified to a colourless solid on standing (12.8 mg, 59.9%).

15 $C_{20}H_{18}F_3N_3O_2S$ (Calculated 421.4). Found MH^+ = 422.

20 Example 2

N-isobutyl-5-methyl-4-[4-(methylsulfonyl)phenyl]-6-(trifluoromethyl)pyrimidin-2-amine.

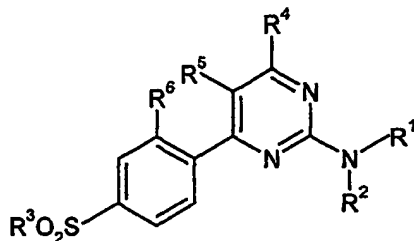
To a solution of 5-methyl-2-(methylsulfonyl)-4-[4-(methylsulphonyl)phenyl]-6-(trifluoromethyl)pyrimidine (20 mg, 0.051 mmol) in acetonitrile (5.0 mL) was added isobutylamine (25 μ L, 0.25 mmol). The resultant solution was heated overnight at a temperature of 80 °C. The reaction mixture was allowed to cool before the solvent was removed by evaporation under vacuo. The resultant oil was purified by silica gel chromatography (SPE cartridge SiO_2 , 10g, 60 mL) eluting with dichloromethane, followed by ethyl acetate: cyclohexane (1:1 v/v). This afforded the title compound as a colourless solid (15.6 mg, 79 %).

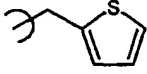
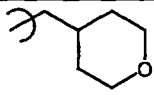
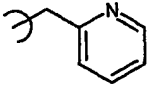
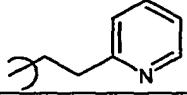
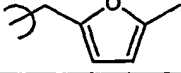
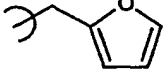
30 $C_{17}H_{20}F_3N_3O_2S$ (Calculated 387.4). Found MH^+ = 388.

Examples 3 to 15 as shown in Table 1 that follows, were prepared in the manner described for Examples 1 and 2.

- 35 • an open bracket, (, is used to mark the bond between the substituent and the nitrogen atom to which it is attached.

Table 1



Ex	R ¹	R ²	R ³	R ⁴	R ⁵	R ⁶	MS (MH ⁺)
3	H	2-hydroxybenzyl	CH ₃	CF ₃	CH ₃	H	438
4	H		CH ₃	CF ₃	CH ₃	H	428
5	H	4-methylbenzyl	CH ₃	CF ₃	CH ₃	H	436
6	H	cyclohexyl	CH ₃	CF ₃	CH ₃	H	414
7	H		CH ₃	CF ₃	CH ₃	H	430
8	H	n-propyl	CH ₃	CF ₃	CH ₃	H	374
9	H		CH ₃	CF ₃	CH ₃	H	423
10	H		CH ₃	CF ₃	CH ₃	H	437
11	H	n-butyl	CH ₃	CF ₃	CH ₃	H	388
12	H		CH ₃	CF ₃	CH ₃	H	426
13	H		CH ₃	CF ₃	CH ₃	H	412
14	H	4-methoxybenzyl	CH ₃	CF ₃	CH ₃	H	452
15	H	4-fluorobenzyl	CH ₃	CF ₃	CH ₃	H	440

5

Biological Data

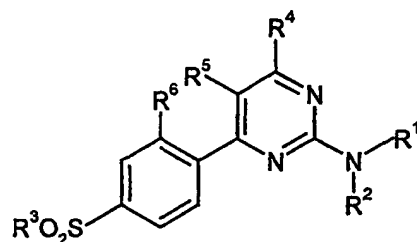
Inhibitory activity against microsomal h-COX2 was assessed against a microsomal preparation from baculovirus infected SF9 cells. An aliquot of
10 microsomal preparation was thawed slowly on ice and a 1/40,000 dilution

prepared from it into the assay buffer (sterile water, degassed with argon containing 100mM HEPES (pH 7.4), 10mM EDTA (pH7.4), 1mM phenol, 1mM reduced glutathione, 20mg/ml gelatin and 0.001mM Hematin). Once diluted the enzyme solution was then sonicated for 5 seconds (Branson sonicator, setting 4, 1cm tip) to ensure a homogeneous suspension. 155µl enzyme solution was then added to each well of a 96-well microtitre plate containing either 5µl test compound (40x required test concentration) or 5µl DMSO for controls. Plates were then mixed and incubated at room temperature for 1 hour. Following the incubation period, 40µl of 0.5µM arachidonic acid was added to each well to give a final concentration of 0.1µM. Plates were then mixed and incubated for exactly 10 minutes (room temperature) prior to addition of 25µl 1M HCl (hydrochloric acid) to each well to stop the reaction. 25µl of 1M NaOH (sodium hydroxide) was then added to each well to neutralise the solution prior to determination of PGE₂ levels by enzyme immunoassay (EIA). Results are expressed as % inhibition of PGE₂ release by the compound compared to solvent control at 10 micromolar concentration.

Example No.	COX-2 % inhibition	COX-2 IC50 (µM)
1	61	1.3
2		6.6
3		2.5
4		0.56
5		15.3
6		2.3
7		>100
8		26.7
9		>98.6
10		71.2
11	43	6.3
12	11	
13	43	
14	23	
15	35	

CLAIMS

1. Compounds of formula (I)



(I)

5 and pharmaceutically acceptable salts thereof, in which:

R^1 and R^2 are independently selected from the group consisting of H, C_{1-6} alkyl, C_{1-2} alkyl substituted by one to five fluorine atoms, C_{3-6} alkenyl, C_{3-6} alkynyl, C_{3-10} cycloalkyl C_{0-6} alkyl, C_{4-12} bridged cycloalkyl, $A(CR^7R^8)_n$ and $B(CR^7R^8)_n$;

10 R^3 is selected from the group consisting of C_{1-6} alkyl, NH_2 and $R^{10}CONH$;

R^4 is C_{1-2} alkyl substituted by one to five fluorine atoms;

R^5 is selected from the group consisting of H, C_{1-4} alkyl, C_{1-2} alkyl substituted with one to five fluorine atoms, halogen and C_{3-10} cycloalkyl C_{0-6} alkyl, with the proviso that when R^6 is H R^5 is not H.

15 R^6 is selected from the group consisting of H, C_{1-4} alkyl, C_{1-2} alkyl substituted with one to five fluorine atoms, halogen, C_{1-4} alkoxy, CN, NO_2 , C_{1-6} alkylOCO, NH_2CO , C_{1-6} alkylNHCO, NH_2 , C_{1-6} alkylNH, $(C_{1-6}$ alkyl) $_2N$, $(C_{1-6}$ alkyl) $_2NCO$, C_{1-6} alkylCONH, NH_2SO_2 , C_{1-6} alkylNHSO $_2$, $(C_{1-6}$ alkyl) $_2NSO_2$, C_{1-6} alkylSO $_2$ NH, $ArSO_2NH$, C_{1-6} alkylSO $_2$, $ArSO_2$, C_{3-10} cycloalkyl C_{0-6} alkyl, C_{3-6} alkenyl and C_{3-6} alkynyl, with the proviso that when R^5 is H R^6 is not H.

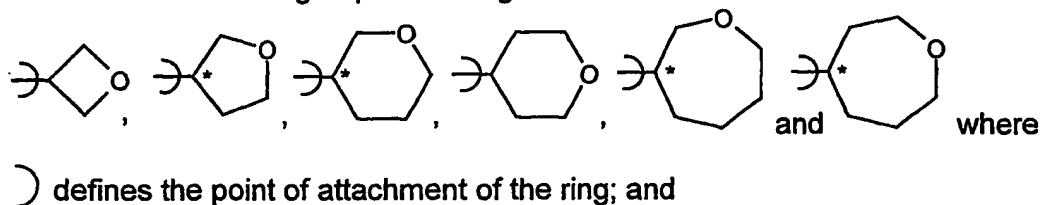
R^7 and R^8 are independently selected from H or C_{1-6} alkyl;

A is an unsubstituted 5- or 6-membered heteroaryl or an unsubstituted 6-membered aryl, or a 5- or 6-membered heteroaryl or a 6-membered aryl substituted by one or more R^9 ;

25 R^9 is selected from the group consisting of hydroxy, halogen, C_{1-6} alkyl, C_{1-6} alkyl substituted by one more fluorine atoms, C_{1-6} alkoxy, C_{1-6} alkoxy substituted by one or more F, NH_2SO_2 and C_{1-6} alkylSO $_2$;

R^{10} is selected from the group consisting of H, C_{1-6} alkyl, C_{1-6} alkoxy, C_{1-6} alkylOC $_{1-6}$ alkyl, phenyl, HO_2CC_{1-6} alkyl, C_{1-6} alkylOCOC $_{1-6}$ alkyl, C_{1-6} alkylOCO, H_2NC_{1-6} alkyl, C_{1-6} alkylOCONHC $_{1-6}$ alkyl and C_{1-6} alkylCONHC $_{1-6}$ alkyl;

5 B is selected from the group consisting of



n is 0 to 4.

2. Compounds as claimed in claim 1 wherein R^1 and R^2 are independently
10 selected from the group consisting of H, C_{1-6} alkyl, C_{1-2} alkyl substituted by one to five fluorine atoms, C_{3-6} alkenyl, C_{3-6} alkynyl, C_{3-10} cycloalkylC $_{0-6}$ alkyl, C_{4-12} bridged cycloalkyl, $A(CR^7R^8)_n$ and $B(CR^7R^8)_n$;

R^3 is selected from the group consisting of C_{1-6} alkyl, NH_2 and $R^{10}CONH$;

R^4 is C_{1-2} alkyl substituted by one to five fluorine atoms;

15 R^5 is selected from the group consisting of H, C_{1-4} alkyl, C_{1-2} alkyl substituted with one to five fluorine atoms and C_{3-10} cycloalkylC $_{0-6}$ alkyl, with the proviso that when R^6 is H R^5 is not H.

R^6 is selected from the group consisting of H, C_{1-4} alkyl, C_{1-2} alkyl substituted with one to five fluorine atoms, halogen and C_{1-4} alkoxy, with
20 the proviso that when R^6 is H R^5 is not H.

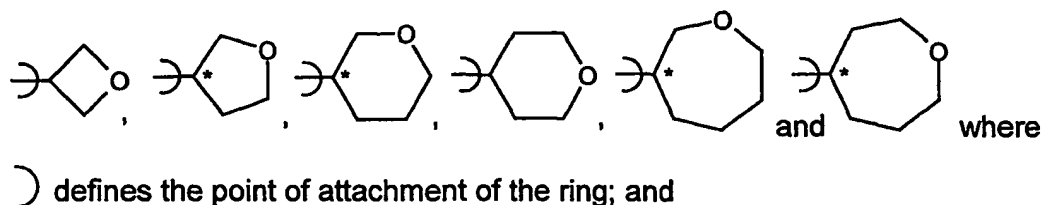
R^7 and R^8 are independently selected from H or C_{1-6} alkyl;

A is an unsubstituted 5- or 6-membered heteroaryl or an unsubstituted 6-membered aryl, or a 5- or 6-membered heteroaryl or a 6-membered aryl substituted by one or more R^9 ;

25 R^9 is selected from the group consisting of halogen, C_{1-6} alkyl, C_{1-6} alkyl substituted by one or more fluorine atoms, C_{1-6} alkoxy, C_{1-6} alkoxy substituted by one or more F, NH_2 SO_2 and C_{1-6} alkyl SO_2 ;

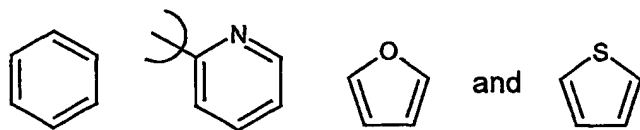
R^{10} is selected from the group consisting of H, C_{1-6} alkyl, C_{1-6} alkoxy, C_{1-6} alkylOC $_{1-6}$ alkyl, phenyl, HO_2CC_{1-6} alkyl, C_{1-6} alkylOCOC $_{1-6}$ alkyl, C_{1-6} alkylOCO, H_2NC_{1-6} alkyl, C_{1-6} alkylOCONHC $_{1-6}$ alkyl and C_{1-6} alkylCONHC $_{1-6}$ alkyl;
30

B is selected from the group consisting of



n is 0 to 4.

3. Compounds as claimed in claim 1 or 2 wherein R^1 is H,
- 5 4. Compounds as claimed in any of claims 1 to 3 wherein R^2 is selected from the group consisting of C_{1-6} alkyl, C_{3-10} cycloalkyl C_{0-6} alkyl (such as C_{3-10} cycloalkyl or C_{3-7} cycloalkylmethyl), $A(CR^7R^8)_n$ and $B(CR^7R^8)_n$.
5. Compounds as claimed in any of claims 1 to 4 wherein R^3 is C_{1-6} alkyl.
6. Compounds as claimed in any of claims 1 to 5 wherein R^4 is CHF_2 , CH_2F or CF_3 .
- 10 7. Compounds as claimed in any of claims 1 to 6 wherein R^5 is H or C_{1-4} alkyl, with the proviso that when R^6 is H R^5 is not H.
8. Compounds as claimed in any of claims 1 to 7 wherein R^6 is selected from the group consisting of H, C_{1-2} alkyl (e.g. methyl), CF_3 and C_{1-2} alkoxy (e.g. methoxy), with the proviso that when R^5 is H R^6 is not H.
- 15 9. Compounds as claimed in any of claims 1 to 8 wherein R^7 and R^8 are independently selected from H or methyl.
10. Compounds as selected in any of claims 1 to 9 wherein A is selected from the group consisting of



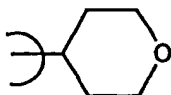
20

and A is unsubstituted or substituted by one or two R^9 .

11. Compounds as claimed in any of claims 1 to 10 wherein R^9 is selected from the group consisting of hydroxy, halogen, C_{1-3} alkyl, C_{1-2} alkyl substituted by one to five fluorine atoms and C_{1-3} alkoxy.

12. Compounds as claimed in any of claims 1 to 11 wherein R^{10} is selected from the group consisting of C_{1-6} alkyl (e.g. ethyl), phenyl and aminomethyl.

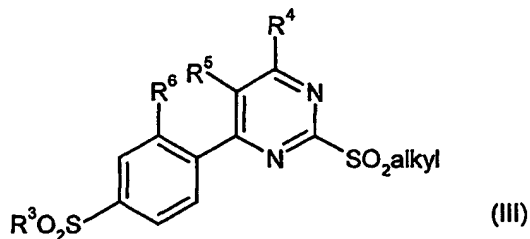
13. Compounds as claimed in any of claims 1 to 12 wherein B is



5 14. Compounds as claimed in any of claims 1 to 13 wherein n is 0 to 2.

15. A process for the preparation of a compound of formula (I) or a pharmaceutically acceptable salt thereof as defined in any one of claims 1 to 14, which comprises:

10 (A), reacting an amine HNR^1R^2 of formula (II) or a protected derivative thereof with a compound of formula (III)



and thereafter and if necessary,

(B), interconverting a compound of formula (I) into another compound of formula (I); and/or

15 (C), deprotecting a protected derivative of compound of formula (I).

16. A pharmaceutical composition comprising a compound of formula (I) or a pharmaceutically acceptable salt thereof as defined in any one of claims 1 to 14 in admixture with one or more physiologically acceptable carriers or excipients.

17. A compound of formula (I) or a pharmaceutically acceptable salt thereof as defined in any one of claims 1 to 14 for use in human or veterinary medicine.
- 5 18. A method of treating a human or animal subject suffering from a condition which is mediated by COX-2 which comprises administering to said subject an effective amount of a compound of formula (I) or a pharmaceutically acceptable salt as defined in any one of claims 1 to 14.
- 10 19. A method of treating a human or animal subject suffering from an inflammatory disorder, which method comprises administering to said subject an effective amount of a compound of formula (I) or a pharmaceutically acceptable salt thereof as defined in any one of claims 1 to 14.
- 15 20. The use of a compound of formula (I) or a pharmaceutically acceptable salt thereof as defined in any one of claims 1 to 14 for the manufacture of a therapeutic agent for the treatment of a condition which is mediated by COX-2.
21. The use of a compound of formula (I) or a pharmaceutically acceptable salt thereof as defined in any one of claims 1 to 14 for the manufacture of a therapeutic agent for the treatment of an inflammatory disorder.

INTERNATIONAL SEARCH REPORT

International Application No
PCT/GB 02/02408

A. CLASSIFICATION OF SUBJECT MATTER
IPC 7 C07D239/42 C07D401/12 C07D405/12 C07D409/12 A61K31/506
A61P29/00

According to International Patent Classification (IPC) or to both national classification and IPC

B. FIELDS SEARCHED
Minimum documentation searched* (classification system followed by classification symbols)
IPC 7 C07D A61K A61P

Documentation searched other than minimum documentation to the extent that such documents are included in the fields searched

Electronic data base consulted during the international search (name of data base and, where practical, search terms used)

C. DOCUMENTS CONSIDERED TO BE RELEVANT

Category *	Citation of document, with indication, where appropriate, of the relevant passages	Relevant to claim No.
A	WO 98 03484 A (MERCK FROSST CANADA) 29 January 1998 (1998-01-29) page 0; claims	1, 17, 20, 21
P, X	WO 02 18374 A (GLAXO) 7 March 2002 (2002-03-07) the whole document	1-21
P, X	WO 01 58881 A (GLAXO) 16 August 2001 (2001-08-16) the whole document	1-21
P, X	WO 01 38311 A (GLAXO) 31 May 2001 (2001-05-31) the whole document	1-21

Further documents are listed in the continuation of box C. Patent family members are listed in annex.

* Special categories of cited documents:

A document defining the general state of the art which is not considered to be of particular relevance

E earlier document but published on or after the international filing date

L document which may throw doubts on priority claim(s) or which is cited to establish the publication date of another citation or other special reason (as specified)

O document referring to an oral disclosure, use, exhibition or other means

P document published prior to the international filing date but later than the priority date claimed

T later document published after the international filing date or priority date and not in conflict with the application but cited to understand the principle or theory underlying the invention

X document of particular relevance; the claimed invention cannot be considered novel or cannot be considered to involve an inventive step when the document is taken alone

Y document of particular relevance; the claimed invention cannot be considered to involve an inventive step when the document is combined with one or more other such documents, such combination being obvious to a person skilled in the art.

Z document member of the same patent family

Date of the actual completion of the international search 10 July 2002	Date of mailing of the international search report 18/07/2002
--	---

Name and mailing address of the ISA European Patent Office, P.B. 5818 Patentlaan 2 NL - 2280 HV Rijswijk Tel (+31-70) 340-2040, Tx 31 651 epo nl, Fax (+31-70) 340-3016	Authorized officer Francois, J
---	--

INTERNATIONAL SEARCH REPORT

International application No.
PCT/GB 02/02408

Box I Observations where certain claims were found unsearchable (Continuation of item 1 of first sheet)

This International Search Report has not been established in respect of certain claims under Article 17(2)(a) for the following reasons:

1. Claims Nos.:
because they relate to subject matter not required to be searched by this Authority, namely:

Although claims 18,19 are directed to a method of treatment of the human/animal body, the search has been carried out and based on the alleged effects of the compound/composition.
2. Claims Nos.:
because they relate to parts of the International Application that do not comply with the prescribed requirements to such an extent that no meaningful International Search can be carried out, specifically:
3. Claims Nos.:
because they are dependent claims and are not drafted in accordance with the second and third sentences of Rule 6.4(a).

Box II Observations where unity of invention is lacking (Continuation of item 2 of first sheet)

This International Searching Authority found multiple inventions in this International application, as follows:

1. As all required additional search fees were timely paid by the applicant, this International Search Report covers all searchable claims.
2. As all searchable claims could be searched without effort justifying an additional fee, this Authority did not invite payment of any additional fee.
3. As only some of the required additional search fees were timely paid by the applicant, this International Search Report covers only those claims for which fees were paid, specifically claims Nos.:
4. No required additional search fees were timely paid by the applicant. Consequently, this International Search Report is restricted to the invention first mentioned in the claims; it is covered by claims Nos.:

Remark on Protest

- The additional search fees were accompanied by the applicant's protest.
- No protest accompanied the payment of additional search fees.

INTERNATIONAL SEARCH REPORT

Information on patent family members

International Application No

PCT/GB 02/02408

Patent document cited in search report	Publication date	Patent family member(s)	Publication date	
WO 9803484	A	29-01-1998	AU 723179 B2	17-08-2000
			AU 3331997 A	10-02-1998
			BG 103179 A	30-11-1999
			CA 2260016 A1	29-01-1998
			WO 9803484 A1	29-01-1998
			CZ 9900130 A3	16-06-1999
			EE 9900018 A	16-08-1999
			EP 0912518 A1	06-05-1999
			HR 970389 A1	30-06-1998
			JP 11514008 T	30-11-1999
			JP 3251945 B2	28-01-2002
			JP 2002080453 A	19-03-2002
			NO 990191 A	16-03-1999
			NZ 333230 A	25-08-2000
			PL 330995 A1	21-06-1999
			SK 3699 A3	10-12-1999
			TR 9900046 T2	21-04-1999
			TW 453994 B	11-09-2001
			BR 9710372 A	17-08-1999
			HU 9903974 A2	28-03-2000
US 6001843 A	14-12-1999			
US 6071936 A	06-06-2000			
US 5861419 A	19-01-1999			
<hr/>				
WO 0218374	A	07-03-2002	WO 0218374 A1	07-03-2002
<hr/>				
WO 0158881	A	16-08-2001	AU 3203601 A	20-08-2001
			WO 0158881 A1	16-08-2001
<hr/>				
WO 0138311	A	31-05-2001	AU 2508401 A	04-06-2001
			WO 0138311 A2	31-05-2001
<hr/>				